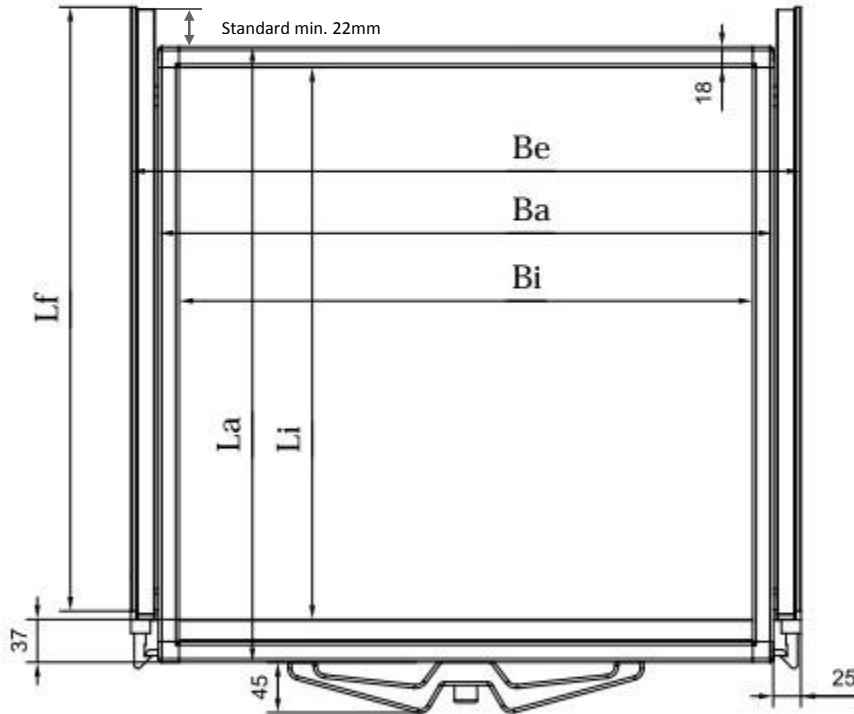
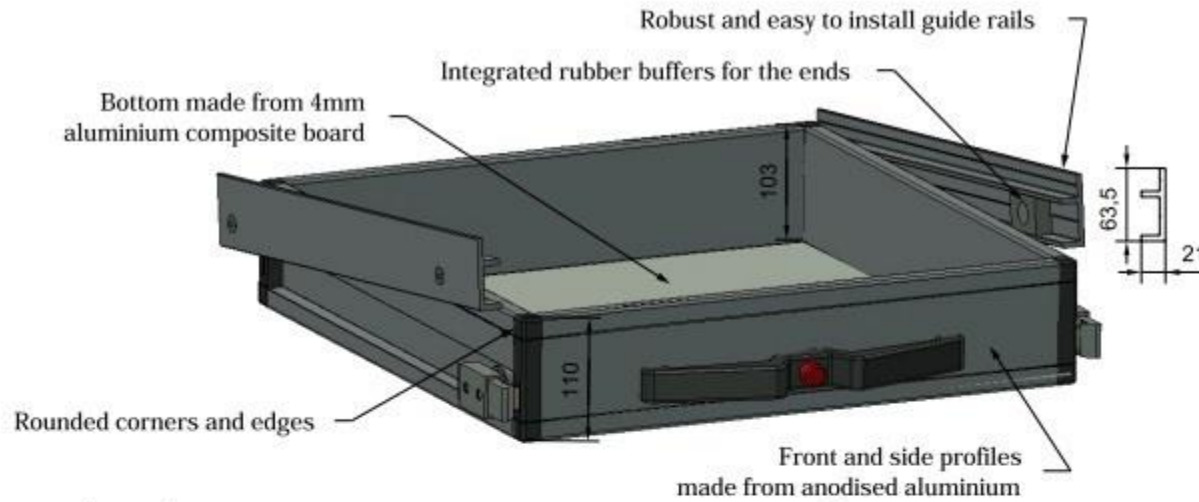
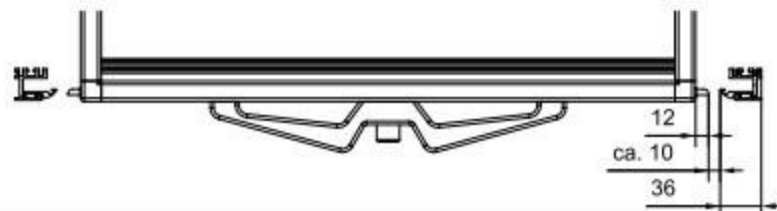


Diese Zeichnung darf weder vervielfältigt noch Dritten zugänglich gemacht werden.

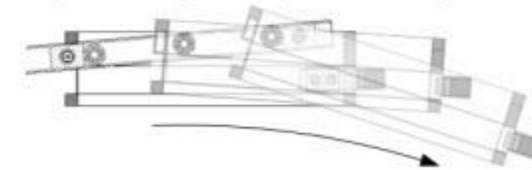


Combined with aluminium shutters the effective loading width between the guide rails must be considered:



Date:			
Preferred date:			
Customer/Prospect:			
Commission:			
Inquiry: <input type="checkbox"/>	Quantity and dimensions of preferred drawers [mm]		
Purchase order: <input type="checkbox"/>	Drawer 1	Drawer 2	Drawer 3
Quantity:			
Bi	Clear inside drawer width		
Ba	Outside drawer width		
Be	Clear mounting width		
Li	Clear inside drawer length		
La	Outside drawer length		
Lf	Length of guide rails (standard Lf = La + 100)		
Net price per piece:			
Date / Time of delivery:			

Tilting movement when pulling out: (adjustable angle of the position of the guide rails)



Order/Customer		Pos.	Allgemein-toleranzen ISO 2768-mittel	Surface anodized E6/EV1	Material Aluminium	Gewicht [kg]
www.ldr-rolltechnik.de		Stück	Datum	Name	Tilting drawer Configurator	
			Bearb. 14.05.2015			
			Gepr.			
			Projekt-Nr. A3		Zeichnung Nr.	
c			Measure 1:5		Blatt 1 von 1	
b			Zust. Änderung		Ers. für:	
a			Datum	Name	Date: IRONCAD 4D .jcd	