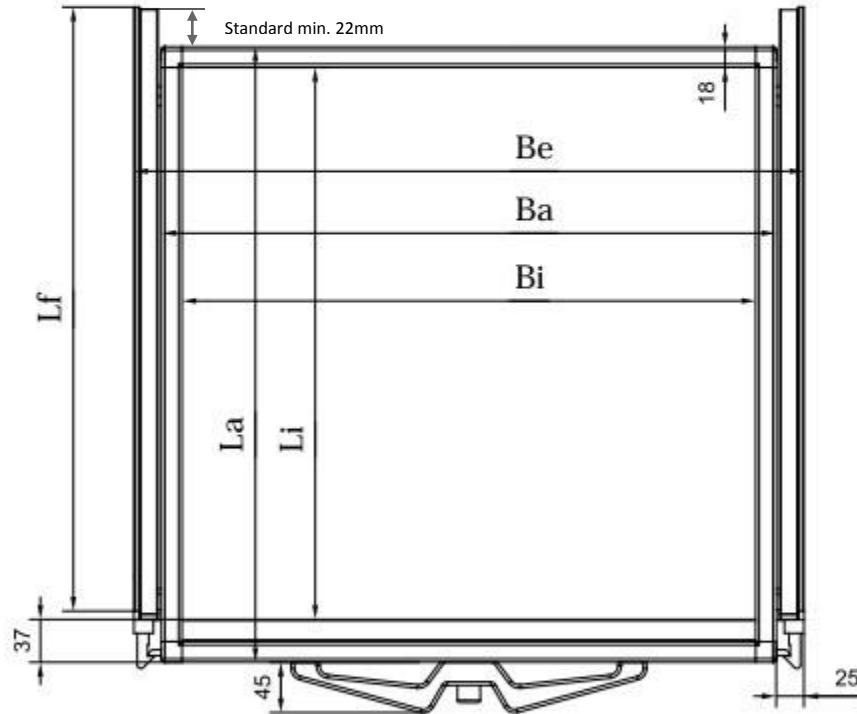
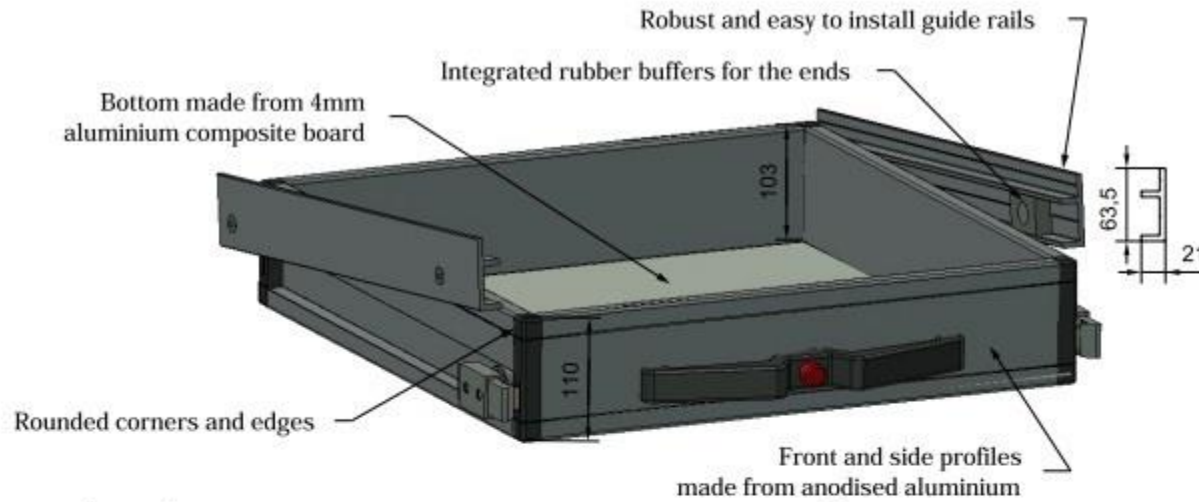
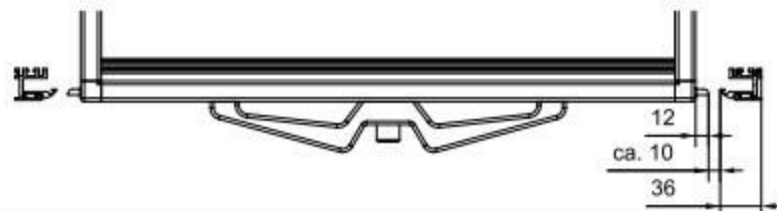


Diese Zeichnung darf weder vervielfältigt noch Dritten zugänglich gemacht werden.

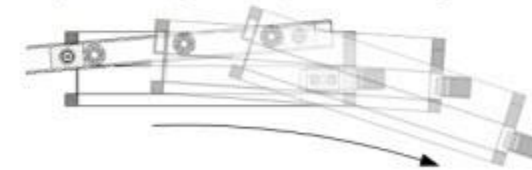


Combined with aluminium shutters the effective loading width between the guide rails must be considered:



Date:			
Preferred date:			
Customer/Prospect:			
Commission:			
Inquiry: <input type="checkbox"/>		Quantity and dimensions of preferred drawers [mm]	
Purchase order: <input type="checkbox"/>		Drawer 1	Drawer 2
Quantity:			
Bi	Clear inside drawer width		
Ba	Outside drawer width		
Be	Clear mounting width		
Li	Clear inside drawer length		
La	Outside drawer length		
Lf	Length of guide rails (standard Lf = La + 100)		
Net price per piece:			
Date / Time of delivery:			

Tilting movement when pulling out: (adjustable angle of the position of the guide rails)



Order/Customer		Pos.	Allgemeintoleranzen ISO 2768-mittel	Surface anodized E6/EV1	Material Aluminium	Gewicht [kg]
www.ldr-rolltechnik.de		Stück	Datum 14.05.2015	Name P.Dostalek	Tilting drawer Configurator	
			Gepr.	Projekt-Nr. A3	Zeichnung Nr.	
c				Measure 1:5	Blatt 1 von 1	
b						
a						
Zust.	Änderung	Datum	Name	Dat:	IRONCAD 4D .jcd	Ers. für: